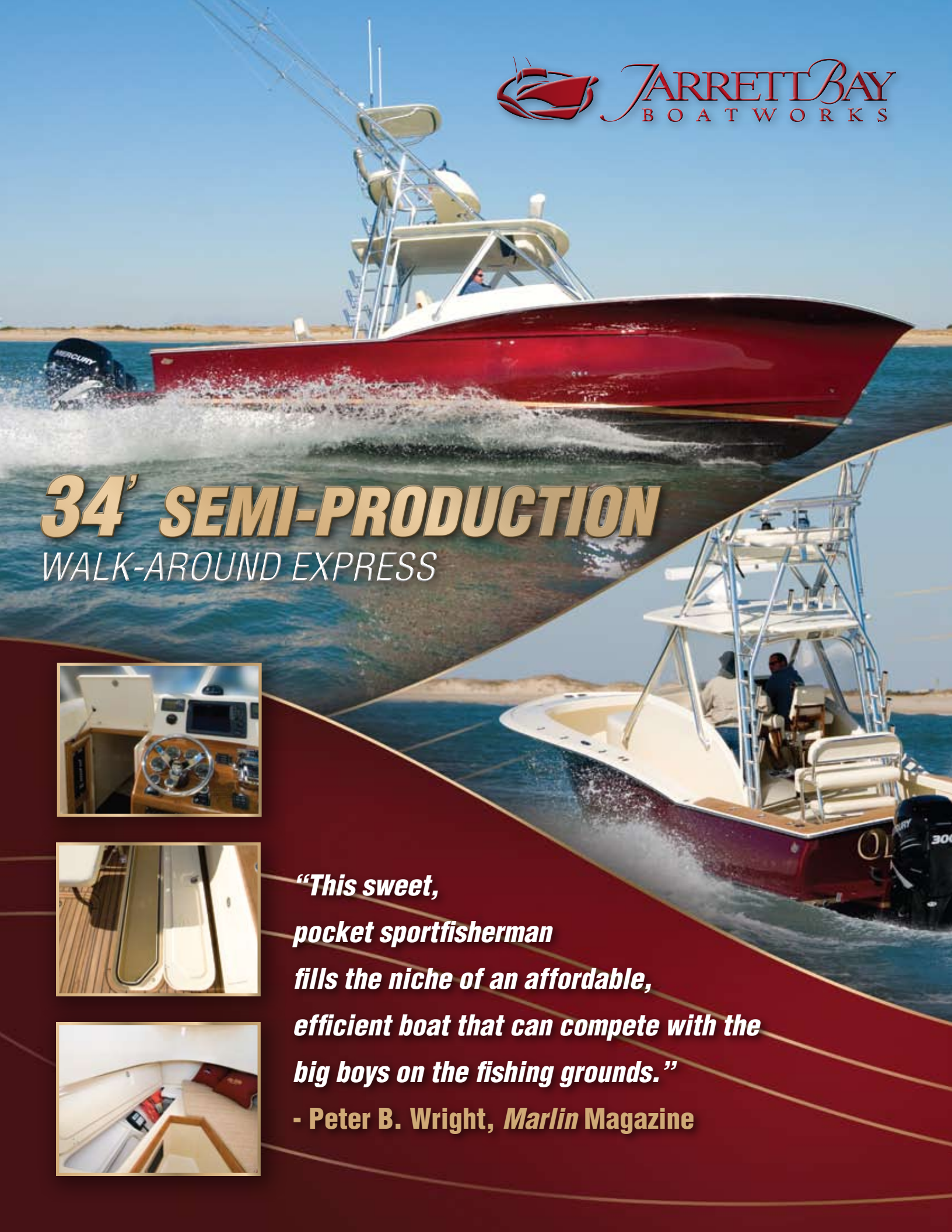


34' SEMI-PRODUCTION WALK-AROUND EXPRESS



***“This sweet,
pocket sportfisherman
fills the niche of an affordable,
efficient boat that can compete with the
big boys on the fishing grounds.”***

- Peter B. Wright, Marlin Magazine



34' WALK-AROUND EXPRESS

**LENGTH**

34' (37' LOA) / 10.36 m

BEAM

11' 2" / 3.45 m

DRAFT

2' 0" / .6 m

HULL CONSTRUCTION

Fiberglass (no wood)

WEIGHT (DRY W/TWIN ENGINES)

8,500 lbs. / 3,855.53 kg

FUEL CAPACITY

315 gallons / 1,192.4 liters

POWER OPTIONS

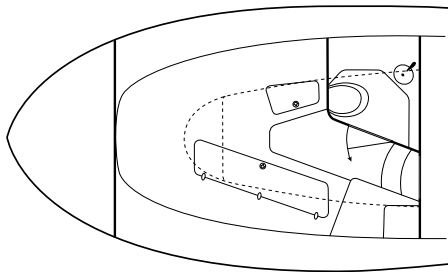
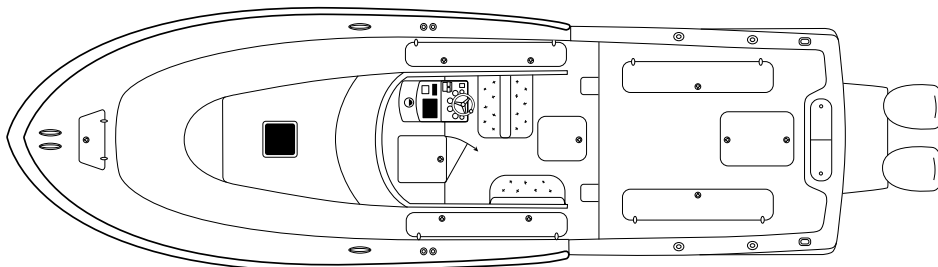
Twin Mercury Verado, 300hp

Twin Yamaha 350, 350hp

Triple Mercury Verado, 300hp

The Jarrett Bay 34 Walk-Around Express marks the ultimate marriage of classic Carolina styling and performance with advanced composite construction processes. The 34' is built with a solid fiberglass hull bottom and coring above the waterline to minimize weight and reduce noise. Closed cell foam stringers, bronze through-hulls, and a proprietary electrical bonding system exemplify Jarrett Bay's focus on structural durability and longevity.

Jarrett Bays are well known for their sharp entry and flat stern which provides a soft, dry ride, a stable platform, tremendous backing maneuverability and easy handling in a following sea. Configurable with several combinations of up to 5 fish boxes, the 34' Jarrett Bay is a fully equipped offshore fishing vessel, while providing exceptionally comfortable interior amenities.



34' WALK-AROUND EXPRESS



LENGTH

34' (37' LOA) / 10.36 m

BEAM

11' 2" / 3.45 m

DRAFT

2' 0" / .6 m

HULL CONSTRUCTION

Fiberglass (no wood)

WEIGHT (DRY W/TWIN ENGINES)

8,500 lbs. / 3,855.53 kg

FUEL CAPACITY

315 gallons / 1,192.4 liters

STANDARD POWER

Twin 300 hp Mercury Verado Super Charged 4 Stroke engines with all standard equipment and warranties, to include electric shift/2 stage trim, electric toll feature, fuel MGT and power steering

HULL

Painted Boot Stripe, Black - single
Solid glass fiberglass hull bottom with Composite hull sides
Encapsulated fiberglass structural core stringers
Molded fiberglass construction with superior ISO/NPG gelcoat finish and bi-axial stitched fabric reinforcement, solid glass hull bottom construction with vinylester resin
Premium quality molded-in white gelcoat finish
Stainless steel rub rail
Lenco Trim tabs, with indicator switch
Stainless steel trailer eye
Aluminum fuel tanks
Polyethylene fresh water tank
Polyethylene sewage holding tank, plumbed for dockside pump out

DECK

Molded fiberglass construction with superior ISO/NPG gelcoat finish and bi-axial stitched fabric reinforcement
Molded-in non-skid surface
Premium quality molded-in white gelcoat finish
Stainless steel Bow Cleats, two (2) pop up, through-bolted
Stainless steel spring cleats, two (2) pop up, through-bolted
Stainless steel stern hawse pipes, 12" stainless steel, through-bolted
Molded seat forward with cushions
Stainless steel thru hulls
Anchor mounting tube inside locker
Hatch with access to rope locker
Fortress anchor with 150' 1/2" rope with stainless steel hardware
Twin storage boxes, hinged with gas assisted cylinders
All hatches have gutters and drains
Deck plates for fuel and water fills & waste pump-out

COCKPIT

LED courtesy lighting under gunwales
Fishbox, 50 gallon, transom, plumbed with livewell
Self bailing cockpit scuppers
Pompanette stainless steel rod holders (4) gunwale
Freshwater washdown
Saltwater washdown
Twin (72" x 12" x 16") molded in fish boxes with macerator
Two transom tackle accessory storage boxes
Stereo speakers
Twin gaff storage ports

Hinged, gas assisted hatch with access to lazzerette
Stainless steel hawse pipes for cleats
Twin storage boxes - flush deck in walk around (67" long x 21" d x 17" w)
Storage under gunnel, port and starboard
Aluminum plate for chair reinforcement

HELM DECK

Walk around model
Helm console, integrally molded
Pompanette Helm Chair
Folding 30" bench seat, port side
Companionway door, white acrylic, with latch & lock
Pod style helm console with compass
Electronic controls (standard with Verado package)
Complete custom engine instrument panel with audible warning signal
Bilge water level alarms, audible
Stainless steel helm wheel with power knob
Accessory outlet, one 12 V
AM/FM Stereo, Sat Radio with CD and MP3 player
Stainless steel safety rail at helm
Courtesy lights
Hinged, gas assisted hatch w/ access to pump room

MECHANICAL

A/C & Heat for cabin - 6,000 BTU
Rule bilge pumps, three DC automatic/manual
Bilge, white gelcoated finish
Double hose clamps on all hose fittings below the waterline
Engine alarm system (standard w/ Verado package)
Engine hour meters (2) standard w/ Verado Package
Two fuel tanks with two auxiliary tanks
High water bilge alarm
MPI Premium Marine Fuel Line USCG Type A1
Two fuel manual select switches
Power hydraulic steering (standard with Verado)
Lenco Trim Tabs

ELECTRICAL

30-amp shore power cord
Batteries (3), Northstar
Battery charger, automatic
Battery on/off switches vapor proof
Bonded electrical system
DC electrical panel 12V
Navigation lights
Mercathode System
Zincs
Type 3 UL 1426 Listed boat cable, tin coated, ABYC approved

HARDTOP

Molded fiberglass with radio box
Twin molded spreader lights (2)
Rod holders (5) across top
Recessed Navigation lights
DC lights (2) flush - above helm console
Taco Grand Slam outriggers with center rigger
Three sided enclosure strataglass with vents

GALLEY

AC duplex outlet/GFI protected
Solid surface countertop
Positive latches on cabinets

CABIN

Custom American Black Cherry interior trim, rail and panel wood doorway and doors
Bow v-berths with 7' rod storage below
Recessed DC lights
V berth cushions with two (2) throw pillows
Carpet
Bomar hatch with screen overhead
Hatch access to bilge
110V electrical outlet
Storage - steps

HEAD COMPARTMENT

Head, electric plumbed to freshwater with macerator
Recessed DC Lights
Positive latches on cabinet doors
Enclosed full height head with Black American Cherry rail and panel companionway door
Solid surface countertop with stainless steel sink
Sealed automatic sump pump
Toiletory Storage cabinet and vanity base
Medicine cabinet with Mirror
110V electrical outlet

SAFETY EQUIPMENT

Self bailing cockpit
Non-skid fiberglass deck
Stainless thru hulls
Armstrong motor bracket - positive flotation - white

NOTES

A. The right is reserved to make changes, without notice, at any time, in equipment, materials, prices and specifications. Line drawings and photos may show some optional equipment.
B. Capacities of tanks are estimates and usable volume will vary depending upon conditions.